

7\ Ya]WU'5 [YbHg.'

⊖bglfi W]c b g'zcf'G]dd]b['l f]bY'GdYW]a Ybg'hc'7 8 7 'after a Chemical Exposure Incident

Guidance in Accordance with Packaging Instructions International Air Transport Authority (IATA) 650 Biological Substance Category B. See "Chemical Agents: Shipping Instructions for Specimens Collected from People who May Have Been Exposed to Chemical Agents" http://emergency.cdc.gov/labissues/specimens_shipping_instructions.asp



Place urine cups in a gridded box lined with absorbent material, or alternatively place each cup inside a leak-proof biohazard polybag (or equivalent) and then place wrapped urine cups into a box.



Use one continuous piece of evidence tape to seal the gridded box or the box containing wrapped urine cups. Write initials half on the evidence tape and half on the box.



Wrap the box with absorbent material and secure with tape. Seal the box inside a Saf-T-Pak inner leak-proof polybag (or equivalent).



Place the sealed Saf-T-Pak inner leak-proof polybag (or equivalent) inside a white Tyvek® outer envelope (or equivalent).

Note: Or equivalent packaging must meet USDOT Regulations (49 CFR 173.199) and IATA Packing Instruction 650 for transporting Biological Substance, Category B Specimens.



Seal the opening of this envelope with a continuous piece of evidence tape. Write initials half on the evidence tape and half on the envelope.




Use polystyrene foam-insulated, corrugated fiberboard shipper to ship boxes to CDC. Place absorbent pad in the bottom of the shipper.



Place a layer of dry ice in the bottom of the shipper on top of the absorbent material. **DO NOT** use large chunks or flakes of dry ice.



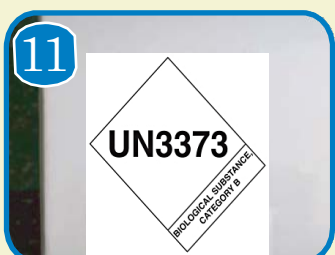
Place the packaged urine cups in the shipper. Use absorbent material or cushioning material to minimize shifting while box is in transit. Place additional dry ice on top of samples.



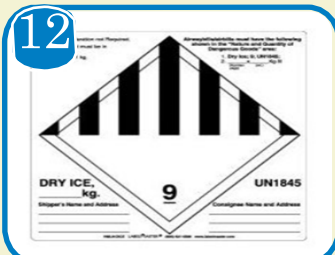
Place the urine shipping manifest in a sealable plastic bag and put on top of the styrofoam lid of the shipper. **Keep your chain-of-custody documents for your files.**



Secure the outer container lid with filamentous shipping tape. Place your return address in the upper left-hand corner of the shipper top and put the CDC Laboratory receiving address in the center.



Add the UN 3373 label and the words "Biological Substance Category B" on the front of the shipper. UN 3373 is the code identifying the shipper's contents as "Biological Substance, Category B."



Place a Class 9/UN 1845 label on the front of the shipper. This label for dry ice **MUST** indicate the weight of dry ice (in kg) in the shipper and the proper name (either dry ice or carbon dioxide, solid).



Send shipment via FedEx (or equivalent) to:
Centers for Disease Control and Prevention
CDC Warehouse
 3719 N. Peachtree Rd.
 Chamblee, GA 30341
ATTN: Chariety Sapp - (770) 488-0343

For questions concerning this process, please contact:

Centers for Disease Control and Prevention
 Attn: Chariety Sapp
 (770) 488-0343

