

Chemical Agents:

Instructions for Shipping Blood Specimens to CDC after a Chemical Exposure Incident

Guidance in Accordance with Packaging Instructions International Air Transport Authority (IATA) 650 Biological Substance Category B. See "Chemical Agents: Shipping Instructions for Specimens Collected from People who May Have Been Exposed to Chemical Agents" http://emergency.cdc.gov/labissues/specimens_shipping_instructions.asp



1 Place purple- and gray- or green- top tubes by patient number into a gridded box lined with an absorbent pad.



2 Seal gridded box with one continuous piece of evidence tape. The individual making the seal must initial half on the tape and half on the packaging.



3 Wrap gridded box in absorbent pad and tape to seal. Seal gridded box inside a Saf-T-Pak clear inner, leak-proof polybag (or equivalent).



4 Place the sealed Saf-T-Pak inner leak-proof polybag (or equivalent) inside a white Tyvek® outer envelope (or equivalent).

Note: Or equivalent packaging must meet USDOT Regulations (49 CFR 173.199) and IATA Packing Instruction 650 for transporting Biological Substance, Category B Specimens.




5 Seal the opening of this envelope with a continuous piece of evidence tape. Write initials half on the evidence tape and half on the envelope.



6 Use polystyrene foam-insulated, corrugated fiberboard shipper to ship boxes to CDC. Place absorbent material in the bottom of the shipper.



7 Place refrigerator packs in a single layer on top of the absorbent material.



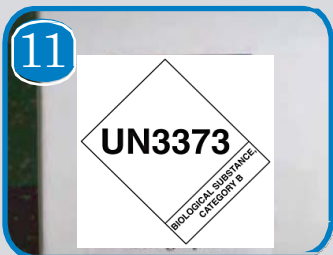
8 Place the packaged specimens in the shipper. Use cushioning material to minimize shifting while box is in transit. Place additional refrigerator packs on top of samples.




9 Place the blood shipping manifest in a sealable plastic bag and put on top of the Styrofoam lid of the shipper. **Keep your chain-of-custody documents for your files.**



10 Secure the shipper lid with filamentous shipping tape. Place your return address in the upper left-hand corner of the shipper top and put the CDC Laboratory receiving address in the center.



11 Add the UN 3373 label and the words "Biological Substance Category B" on the front of the shipper. UN 3373 is the code identifying the shipper's contents as "Biological Substance, Category B."



12 Send shipment via FedEx (or equivalent) to:
Centers for Disease Control and Prevention
CDC Warehouse
3719 N. Peachtree Rd.
Chamblee, GA 30341
ATTN: Chariety Sapp - (770) 488-0343

For questions concerning this process, please contact:

Centers for Disease Control and Prevention
Attn: Chariety Sapp
(770) 488-0343



U.S. Department of
Health and Human Services
Centers for Disease
Control and Prevention